

# Instructions for Use

## of TIP CLENAER



**Manufacturer:** Cathay Manufacturing Corp.

**Address:** No.328, Xishe Road, Maogang  
Town, Songjiang Area, Shanghai,  
201607, P. R. China



**E.U.REPRESENTATIVE:** Llins Service & Consulting GmbH

**Address:** Heinigstrasse 26, 67059  
Ludwigshafen, Germany  
Tel: +49 175 4870819

**DIMDI Code:** DE/0000048234

**Email:** [info@llins-service.com](mailto:info@llins-service.com)

## 1. Model/type

NO	Model	Description	NO	Model	Description
1	TC1001-1	5*5cm	2	TC1001-2	5*2.5cm

## 2. INSTRUCTION FOR USE

1. Peel off backing paper from Tip Cleaner.
2. Attach the Tip Cleaner on medical sheet, drapes or other convenient place.
3. Clean the tip of the electrosurgical pencil by gently rubbing the tip of the pencil or medical instrument on the abrasive surface.
4. Remove and dispose the tip cleaner according to medical disposal procedure.













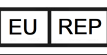



## 3. PRECAUTION

1. Do not use the product if packaging is damaged.
2. Sterilized with ethylene oxide. Single use only.

## 4. TRANSPORT AND STORAGE

- Temperature requirement in warehouse: -5 ~ 40 °C.
- Humidity requirement in warehouse: 20 ~80 %RH.
- Atmospheric pressure: 700-1060 hPa

## 5. Marks:

	Medical device		Catalogue number
	Caution		BATCH CODE
	DO NOT RESTERILIZE		Date of manufacture
	Do not re-use		Used by
	Manufacturer		STERILIZED USING ETHYLENE OXIDE
	Importer		Unique Device Identifier
	Authorized Representative in the E.U.		Product Trade marking
	CE Marking		Do not use if package is damaged